

FACTSHEET - AS OF 28-Mar-2025

Solactive Canadian Large-Cap 110 AR Index

HISTORICAL PERFORMANCE



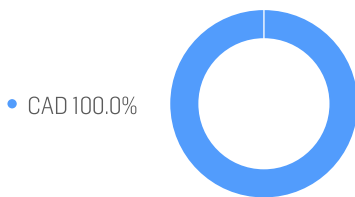
CHARACTERISTICS

ISIN / WKN	DE000SLOGVM2 / SLOGVM	Base Value / Base Date	2310.75 Points / 02.07.2007
Bloomberg / Reuters	SOC110AR Index / .SOC110AR	Last Price	2983.56
Index Calculator	Solactive AG	Dividends	110 AR Points
Index Type	Adjusted Return	Calculation	09:00 AM to 04:53 PM (EST), every 15 seconds
Index Currency	CAD	History	Available daily back to 02.07.2007
Index Members	59		

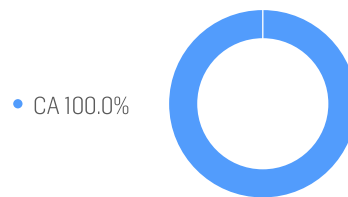
STATISTICS

CAD	30D	90D	180D	360D	YTD	Since Inception
Performance	-2.64%	-0.50%	3.24%	10.88%	-0.22%	24.39%
Performance (p.a.)						1.24%
Volatility (p.a.)	17.21%	13.20%	11.30%	10.99%	13.24%	17.82%
High	3080.61	3133.03	3133.03	3133.03	3133.03	3133.03
Low	2917.42	2917.42	2889.75	2597.44	2917.42	1331.21
Max. Drawdown	-5.30%	-6.88%	-6.88%	-6.88%	-6.88%	-49.38%
VaR 95 \ 99				-20.1% \ -30.0%		-26.4% \ -51.6%
CVaR 95 \ 99				-25.9% \ -34.8%		-44.5% \ -83.7%

COMPOSITION BY CURRENCIES



COMPOSITION BY COUNTRIES



TOP COMPONENTS AS OF 28-Mar-2025

Company	Ticker	Country	Currency	Index Weight (%)
ROYAL BANK OF CANADA	RY CT Equity	CA	CAD	7.85%
SHOPIFY INC	SHOP CT Equity	CA	CAD	5.58%
TORONTO-DOMINION BANK	TD CT Equity	CA	CAD	5.22%
ENBRIDGE INC	ENB CT Equity	CA	CAD	4.79%
BROOKFIELD CORP	BN CT Equity	CA	CAD	3.47%
BANK OF MONTREAL	BMO CT Equity	CA	CAD	3.44%
CANADIAN PACIFIC KANSAS CITY LIMITED	CP CT Equity	CA	CAD	3.20%
CONSTELLATION SOFTWARE INC	CSU CT Equity	CA	CAD	3.15%
CANADIAN NATURAL RESOURCES	CNQ CT Equity	CA	CAD	3.12%
BANK OF NOVA SCOTIA	BNS CT Equity	CA	CAD	2.90%
CANADIAN NATIONAL RAILWAY COMPANY	CNR CT Equity	CA	CAD	2.68%
MANULIFE FINANCIAL CORP	MFC CT Equity	CA	CAD	2.67%
AGNICO-EAGLE MINES	AEM CT Equity	CA	CAD	2.66%
CANADIAN IMPERIAL BANK OF COMMERCE	CM CT Equity	CA	CAD	2.60%
TC ENERGY CORP	TRP CT Equity	CA	CAD	2.47%
WASTE CONNECTIONS INC	WCN CT Equity	CA	CAD	2.45%
SUNCOR ENERGY INC	SU CT Equity	CA	CAD	2.39%
INTACT FINANCIAL CORP.	IFC CT Equity	CA	CAD	1.76%

FACTSHEET - AS OF 28-Mar-2025
Solactive Canadian Large-Cap 110 AR Index

Company	Ticker	Country	Currency	Index Weight (%)
ALIMENTATION COUCHE-TARD INC	ATD CT Equity	CA	CAD	1.72%
WHEATON PRECIOUS METALS CORP	WPM CT Equity	CA	CAD	1.72%
BARRICK GOLD CORP	ABX CT Equity	CA	CAD	1.64%
SUN LIFE FINANCIAL INC	SLF CT Equity	CA	CAD	1.61%
FAIRFAX FINANCIAL HOLDINGS LIMITED	FFH CT Equity	CA	CAD	1.56%
FRANCO-NEVADA CORP	FNV CT Equity	CA	CAD	1.47%
DOLLARAMA INC	DOL CT Equity	CA	CAD	1.43%
NATIONAL BANK OF CANADA	NA CT Equity	CA	CAD	1.40%
NUTRIEN LTD	NTR CT Equity	CA	CAD	1.22%
THOMSON REUTERS CORP	TRI CT Equity	CA	CAD	1.19%
PEMBINA PIPELINE CORP	PPL CT Equity	CA	CAD	1.15%
FORTIS INC	FTS CT Equity	CA	CAD	1.11%
WSP GLOBAL INC	WSP CT Equity	CA	CAD	1.09%
TELUS CORPORATION	T CT Equity	CA	CAD	1.06%
BCE INC	BCE CT Equity	CA	CAD	1.04%
CGI INC - CLASS A	GIB/A CT Equity	CA	CAD	0.98%
RESTAURANT BRANDS INTERNATIONAL INC	QSR CT Equity	CA	CAD	0.95%
LOBLAW COMPANIES LTD.	L CT Equity	CA	CAD	0.94%
BROOKFIELD ASSET MANAGEMENT LTD - CLASS A	BAM CT Equity	CA	CAD	0.91%
POWER CORP OF CANADA	POW CT Equity	CA	CAD	0.90%
CAMECO CORP	CCO CT Equity	CA	CAD	0.90%
RB GLOBAL INC	RBA CT Equity	CA	CAD	0.89%
CENOVUS ENERGY INC	CVE CT Equity	CA	CAD	0.88%
TECK RESOURCES LIMITED CLASS B	TECK/B CT Equity	CA	CAD	0.85%
TOURMALINE OIL CORP	TOU CT Equity	CA	CAD	0.82%
KINROSS GOLD CORP	K CT Equity	CA	CAD	0.75%
METRO INC -A	MRU CT Equity	CA	CAD	0.75%
EMERA INC COM	EMA CT Equity	CA	CAD	0.61%
ARC RESOURCES LTD	ARX CT Equity	CA	CAD	0.58%
IMPERIAL OIL LTD	IMO CT Equity	CA	CAD	0.58%
GFL ENVIRONMENTAL INC	GFL CT Equity	CA	CAD	0.52%
HYDRO ONE LTD	H CT Equity	CA	CAD	0.52%
GREAT WEST LIFE CO	GWO CT Equity	CA	CAD	0.52%
ROGERS COMMUNICATIONS INC-B	RCI/B CT Equity	CA	CAD	0.51%
CELESTICA INC	CLS CT Equity	CA	CAD	0.47%
STANTEC INC	STN CT Equity	CA	CAD	0.46%
MAGNA INTERNATIONAL INC	MG CT Equity	CA	CAD	0.45%
DESCARTES SYS	DSG CT Equity	CA	CAD	0.42%
ATKINSREALIS GROUP INC	ATRL CT Equity	CA	CAD	0.41%
IVANHOE MINES LTD	IVN CT Equity	CA	CAD	0.33%
TFI INTERNATIONAL INC	TFII CT Equity	CA	CAD	0.29%

DISCLAIMER

© Solactive AG, 2025. All rights reserved.

The information contained in this factsheet is impersonal, not tailored to the needs of any person, entity or group of persons and for informational purposes only. The information contained herein has been obtained from public sources believed to be reliable, but no representation or warranty, express or implied, is made that such information is accurate or complete and it should not be relied upon as such. The content is provided on an "as is" basis. Solactive AG accepts no responsibility or liability for any errors or for any loss from use of this factsheet or any of the information or data contained herein. In no event shall Solactive AG be liable to any party for any direct, indirect, incidental, exemplary, compensatory, punitive, special or consequential damages, costs, expenses, legal fees, or losses (including, without limitation, lost income or lost profits and opportunity costs) in connection with any use of the factsheets and its content even if advised of the possibility of such damages.


It is not possible to invest directly in an index. Exposure to assets represented by an index is available through investable financial instruments that seek to provide an investment return based on the performance of an index. A decision to invest in any such financial instrument should not be made in reliance on any of the statements set forth in this document. Prospective investors are advised to make an investment in any such financial instrument only after carefully considering the risks associated with investing in such financial instruments, as detailed in an offering memorandum or similar document that is prepared by or on behalf of the issuer of the financial instrument or vehicle.

The financial instruments are not sponsored, promoted, sold or supported in any other manner by Solactive AG nor does Solactive AG offer any express or implicit guarantee or assurance either with regard to the results of using the Index and/or Index trade mark or the Index level at any time or in any other respect. Solactive AG makes no assurance that financial instruments based on the index will accurately track index performance or provide positive investment returns. Solactive AG is not an investment adviser and nothing in this factsheet constitutes a recommendation by Solactive AG to invest capital in financial instruments nor does it in any way represent an assurance or opinion of Solactive AG with regard to any investment in a financial instrument. Inclusion of a security within an index is not a recommendation by Solactive AG to buy, sell, or hold such security, nor is it considered to be investment advice.

The index is launched on 02-Jul-2007. All information, including index levels, provided for any date or time period prior to the launch date is back-tested. Back-tested performance is not actual performance, but is hypothetical. The back-test calculations are based on the same or fundamentally the same methodology that was in effect when the index was launched. A back-test calculation means that no actual investment which allowed a tracking of the performance of the Index was possible at any time during the period of the back-test calculation and that as a result any comparison is purely hypothetical. The methodology and the model used for the calculation and back-test calculation of the Index were developed with the advantage of hindsight. In reality, it is not possible to invest with the advantage of hindsight and therefore this performance comparison is purely theoretical.

Past performance should not be considered as indication or guarantee of any future results. Charts and graphs are provided for illustrative purposes.

This info service is offered exclusively by Solactive AG, Platz der Einheit 1, D-60327 Frankfurt am Main | E-Mail: indexing@solactive.com

"Solactive", "Solactive GBS", "German Index Engineering" and the logo  are registered trademarks of Solactive AG.

The information in this document does not constitute tax, legal or investment advice. The factsheet is proprietary to Solactive AG. Its content may not be modified, reproduced, redistributed or stored in a retrieval system in whole or in part without the prior written consent of Solactive AG.