

FACTSHEET - AS OF 18-Jun-2024

DER AKTIONÄR Voted Community Index

DESCRIPTION

This index is yours. For the first time in the history of the AKTIONÄR indices, all AKTIONÄR readers, were able to actively shape an index. They alone voted on the composition of the new Community Index 2022. The result is an index with your stock favorites, yield pearls and depot kings – 10 stocks in which you as an investor believe with full conviction. These index members were selected in autumn 2022 via DER AKTIONÄR's social media channels. From all submissions, the top 20 were first compiled. Then it was possible to vote for the top 10, which finally made it into the index. The result is now available under the name "DER AKTIONÄR Voted Community Index".

HISTORICAL PERFORMANCE



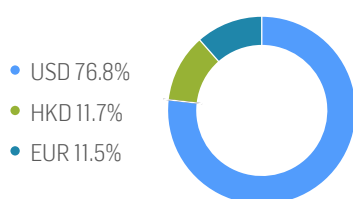
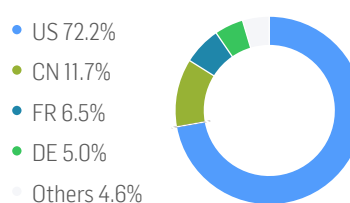
CHARACTERISTICS

ISIN / WKN	DE000SLOGQ16 / SLOGQ1	Base Value / Base Date	100 Points / 20.10.2022
Bloomberg / Reuters	AKCOMMUN Index/ .AKCOMMUN	Last Price	129.71
Index Calculator	Solactive AG	Dividends	Reinvested
Index Type	Net Total Return	Calculation	9:00 am to 10:50 pm (CET), every 15 seconds
Index Currency	EUR	History	Available daily back to 20.10.2022
Index Members	10		

STATISTICS

EUR	30D	90D	180D	360D	YTD	Since Inception
Performance	3.35%	7.97%	13.34%	12.38%	13.58%	30.78%
Performance (p.a.)						17.53%
Volatility (p.a.)	14.27%	14.63%	14.85%	14.47%	15.02%	17.96%
High	130.73	130.73	130.73	130.73	130.73	130.73
Low	124.38	116.73	110.67	107.32	110.67	88.02
Sharpe Ratio*	3.20	2.25	1.70	0.62	1.82	0.77
Max. Drawdown	-2.02%	-4.71%	-5.00%	-11.03%	-5.00%	-14.54%
VaR 95 \ 99				-24.7% \ -35.5%		-28.9% \ -43.5%
CVaR 95 \ 99				-32.4% \ -40.7%		-38.1% \ -55.5%

* Up to 31 December 2021, ex-post Sharpe ratios use as input for the risk free rate term the London Inter-Bank Offered rates in the respective currencies of the index and at a term equal to the observation period. From 3 January 2022 onwards, Sharpe ratios will be / are calculated using as reference risk free rate input the overnight replacement rate for these currencies, namely SONIA (for GBP), SOFR (for USD) and EURIBOR Overnight (for EUR).

COMPOSITION BY CURRENCIES

COMPOSITION BY COUNTRIES

TOP COMPONENTS AS OF 18-Jun-2024

Company	Ticker	Country	Currency	Index Weight (%)
APPLE INC	AAPL UN Equity	US	USD	24.00%
MICROSOFT CORP	MSFT UN Equity	US	USD	17.05%
BYD CO LTD	1211 HK Equity	CN	HKD	11.69%
ALPHABET INC C-SHARES	GOOG UN Equity	US	USD	11.69%
AMAZON.COM INC	AMZN UN Equity	US	USD	8.59%
LVMH MOET HENNESSY LOUIS VUITTON SE	MC FP Equity	FR	EUR	6.53%
BLACKROCK INC	BLK UN Equity	US	USD	6.01%
DHL GROUP	DHL GY Equity	DE	EUR	4.97%
BERKSHIRE HATHAWAY INC-CL B	BRK/B UN Equity	US	USD	4.88%
FREYR BATTERY SA	FREY UN Equity	LU	USD	4.60%

DISCLAIMER

© Solactive AG, 2024. All rights reserved.


The information contained in this factsheet is impersonal, not tailored to the needs of any person, entity or group of persons and for informational purposes only. The information contained herein has been obtained from public sources believed to be reliable, but no representation or warranty, express or implied, is made that such information is accurate or complete and it should not be relied upon as such. The content is provided on an "as is" basis. Solactive AG accepts no responsibility or liability for any errors or for any loss from use of this factsheet or any of the information or data contained herein. In no event shall Solactive AG be liable to any party for any direct, indirect, incidental, exemplary, compensatory, punitive, special or consequential damages, costs, expenses, legal fees, or losses (including, without limitation, lost income or lost profits and opportunity costs) in connection with any use of the factsheets and its content even if advised of the possibility of such damages.

It is not possible to invest directly in an index. Exposure to assets represented by an index is available through investable financial instruments that seek to provide an investment return based on the performance of an index. A decision to invest in any such financial instrument should not be made in reliance on any of the statements set forth in this document. Prospective investors are advised to make an investment in any such financial instrument only after carefully considering the risks associated with investing in such financial instruments, as detailed in an offering memorandum or similar document that is prepared by or on behalf of the issuer of the financial instrument or vehicle.

The financial instruments are not sponsored, promoted, sold or supported in any other manner by Solactive AG nor does Solactive AG offer any express or implicit guarantee or assurance either with regard to the results of using the Index and/or Index trade mark or the Index level at any time or in any other respect. Solactive AG makes no assurance that financial instruments based on the index will accurately track index performance or provide positive investment returns. Solactive AG is not an investment adviser and nothing in this factsheet constitutes a recommendation by Solactive AG to invest capital in financial instruments nor does it in any way represent an assurance or opinion of Solactive AG with regard to any investment in a financial instrument. Inclusion of a security within an index is not a recommendation by Solactive AG to buy, sell, or hold such security, nor is it considered to be investment advice.

Past performance should not be considered as indication or guarantee of any future results. Charts and graphs are provided for illustrative purposes.

This info service is offered exclusively by Solactive AG, Platz der Einheit 1, D-60327 Frankfurt am Main | E-Mail: indexing@solactive.com

"Solactive", "Solactive GBS", "German Index Engineering" and the logo  are registered trademarks of Solactive AG.

The information in this document does not constitute tax, legal or investment advice. The factsheet is proprietary to Solactive AG. Its content may not be modified, reproduced, redistributed or stored in a retrieval system in whole or in part without the prior written consent of Solactive AG.