

# FACTSHEET - AS OF 18-Jun-2024

## Solactive Global Shipping Index PR

### HISTORICAL PERFORMANCE



### CHARACTERISTICS

ISIN / WKN	DE000SLODEV6 / SLODEV	Base Value / Base Date	100 Points / 18.12.2015
Bloomberg / Reuters	/ .SOLGSHPR	Last Price	210.55
Index Calculator	Solactive AG	Dividends	Not included
Index Type	Price Return	Calculation	1:00 am to 10:50 pm (CET), every 15 seconds
Index Currency	USD	History	Available daily back to 18.12.2015
Index Members	46		

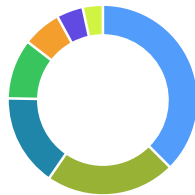
## STATISTICS

USD	30D	90D	180D	360D	YTD	Since Inception
Performance	-2.19%	19.04%	17.23%	42.52%	18.97%	110.55%
Performance (p.a.)						9.15%
Volatility (p.a.)	25.15%	19.90%	19.08%	18.41%	18.79%	23.54%
High	224.59	224.59	224.59	224.59	224.59	224.59
Low	206.27	174.35	174.35	148.08	174.35	50.82
Sharpe Ratio*	-1.15	4.90	1.72	2.06	2.09	0.16
Max. Drawdown	-8.16%	-8.16%	-8.28%	-8.46%	-8.28%	-54.00%
VaR 95 \ 99				-27.5% \ -39.5%		-37.7% \ -68.8%
CVaR 95 \ 99				-35.4% \ -61.8%		-55.9% \ -91.2%

\* Up to 31 December 2021, ex-post Sharpe ratios use as input for the risk free rate term the London Inter-Bank Offered rates in the respective currencies of the index and at a term equal to the observation period. From 3 January 2022 onwards, Sharpe ratios will be / are calculated using as reference risk free rate input the overnight replacement rate for these currencies, namely SONIA (for GBP), SOFR (for USD) and EURIBOR Overnight (for EUR).

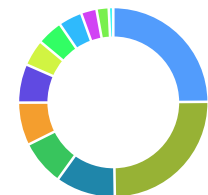
## COMPOSITION BY CURRENCIES

- USD 37.51%
- HKD 22.08%
- NOK 15.69%
- JPY 10.20%
- KRW 6.59%
- DKK 4.50%
- EUR 3.44%



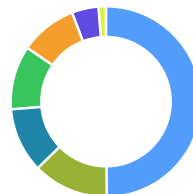
## COMPOSITION BY COUNTRIES

- Marshall Islands 24.90%
- Bermuda 24.83%
- Japan 10.20%
- China 7.72%
- Cayman Islands 7.31%
- South Korea 6.59%
- Denmark 4.50%
- Norway 4.40%
- United States 4.04%
- Germany 2.66%
- Israel 2.07%
- Luxembourg 0.78%



## COMPOSITION BY SECTORS

- Container Deep Sea and Offshore Shipping 49.87%
- No data 12.84%
- Dry Bulk Deep Sea and Offshore Shipping 11.01%
- Refined Petroleum and Other Liquid Transportation 10.81%
- Crude Oil Transportation 9.67%
- Multi-Type Deep Sea and Offshore Shipping 4.53%
- LNG (Liquid Natural Gas) Transportation 1.27%



The categorization is based on the Factset Revere Business Industry Classification System (RBICS)

## TOP COMPONENTS AS OF 18-Jun-2024

Company	Ticker	Country	Currency	Index Weight (%)
SITC INTERNATIONAL HOLDINGS	1308 HK Equity	KY	HKD	7.31%
COSCO SHIPPING HOLDINGS CO LTD	1919 HK Equity	CN	HKD	6.22%
ORIENT OVERSEAS INTERNATIONAL LTD	316 HK Equity	BM	HKD	5.52%
KAWASAKI KISEN KAISHA LTD	9107 JT Equity	JP	JPY	5.00%
FRONTLINE PLC	FRO UN Equity	BM	USD	4.99%
SCORPIO TANKERS INC	STNG UN Equity	MH	USD	4.73%
MITSUBI O.S.K. LINES LTD	9104 JT Equity	JP	JPY	4.53%
HMM CO LTD	011200 KP Equity	KR	KRW	4.35%
AP MOLLER MAERSK AS CLASS B	MAERSKB DC Equity	DK	DKK	4.31%
MATSON INC	MATX UN Equity	US	USD	4.04%
INTERNATIONAL SEAWAYS INC	INSW UN Equity	MH	USD	3.98%
HAPAG-LLOYD AG	HLAG GY Equity	DE	EUR	2.66%
STAR BULK CARRIERS CORP	SBLK UW Equity	MH	USD	2.58%
STOLT-NIELSEN LTD	SNI NO Equity	BM	NOK	2.52%
GOLDEN OCEAN GROUP LTD	GOGI NO Equity	BM	NOK	2.44%
BW LPG LTD	BWLPG NO Equity	BM	NOK	2.26%
ZIM INTEGRATED SHIPPING SERVICES LTD	ZIM UN Equity	IL	USD	2.07%
HOEGH AUTOLINERS ASA	HAUTO NO Equity	NO	NOK	1.85%
TEEKAY TANKERS LTD-CLASS A	TNK UN Equity	MH	USD	1.77%
WALLENIS WILHELMSSEN ASA	WAWI NO Equity	NO	NOK	1.75%
COSTAMARE INC	CMRE UN Equity	MH	USD	1.68%
DHT HOLDINGS INC	DHT UN Equity	MH	USD	1.68%
SFL CORP LTD	SFL UN Equity	BM	USD	1.66%
DANAOS CORP	DAC UN Equity	MH	USD	1.59%
DORIAN LPG LTD	LPG UN Equity	MH	USD	1.58%
PACIFIC BASIN SHIPPING LIMITED	2343 HK Equity	BM	HKD	1.53%
COSCO SHIPPING ENERGY TRANSPORTATION CO LTD	1138 HK Equity	CN	HKD	1.50%
PAN OCEAN CO LTD	028670 KP Equity	KR	KRW	1.40%
FLEX LNG LTD	FLNG NO Equity	BM	NOK	1.27%
NAVIGATOR HOLDINGS LTD	NVGS UN Equity	MH	USD	1.08%
AVANCE GAS HOLDING LTD	AGAS NO Equity	BM	NOK	1.05%
GLOBAL SHIP LEASE INC	GSL UN Equity	MH	USD	0.91%
OKEANIS ECO TANKERS CORP	OET NO Equity	MH	NOK	0.90%
MPC CONTAINER SHIPS AS	MPCC NO Equity	NO	NOK	0.80%
ARDMORE SHIPPING CORP	ASC UN Equity	MH	USD	0.80%
GENCO SHIPPING & TRADING LTD	GNK UN Equity	MH	USD	0.79%
DAMICO INTERNATIONAL SHIPPING SA	DIS IM Equity	LU	EUR	0.78%
NORDIC AMERICAN TANKERS LTD	NAT UN Equity	BM	USD	0.75%
NS UNITED KAIUN	9110 JT Equity	JP	JPY	0.66%
SAFE BULKERS INC	SB UN Equity	MH	USD	0.57%
COOL CO LTD	CLCO NO Equity	BM	NOK	0.55%

FACTSHEET - AS OF 18-Jun-2024  
Solactive Global Shipping Index PR

Company	Ticker	Country	Currency	Index Weight (%)
KOREA LINE CORP	005880 KP Equity	KR	KRW	0.47%
HEUNG-A SHIPPING CO LTD	003280 KP Equity	KR	KRW	0.37%
2020 BULKERS LTD	2020 NO Equity	BM	NOK	0.30%
DIANA SHIPPING INC	DSX UN Equity	MH	USD	0.27%
SVITZER GROUP A/S	SVITZR DC Equity	DK	DKK	0.19%

## DISCLAIMER

© Solactive AG, 2024. All rights reserved.


The information contained in this factsheet is impersonal, not tailored to the needs of any person, entity or group of persons and for informational purposes only. The information contained herein has been obtained from public sources believed to be reliable, but no representation or warranty, express or implied, is made that such information is accurate or complete and it should not be relied upon as such. The content is provided on an "as is" basis. Solactive AG accepts no responsibility or liability for any errors or for any loss from use of this factsheet or any of the information or data contained herein. In no event shall Solactive AG be liable to any party for any direct, indirect, incidental, exemplary, compensatory, punitive, special or consequential damages, costs, expenses, legal fees, or losses (including, without limitation, lost income or lost profits and opportunity costs) in connection with any use of the factsheets and its content even if advised of the possibility of such damages.

It is not possible to invest directly in an index. Exposure to assets represented by an index is available through investable financial instruments that seek to provide an investment return based on the performance of an index. A decision to invest in any such financial instrument should not be made in reliance on any of the statements set forth in this document. Prospective investors are advised to make an investment in any such financial instrument only after carefully considering the risks associated with investing in such financial instruments, as detailed in an offering memorandum or similar document that is prepared by or on behalf of the issuer of the financial instrument or vehicle.

The financial instruments are not sponsored, promoted, sold or supported in any other manner by Solactive AG nor does Solactive AG offer any express or implicit guarantee or assurance either with regard to the results of using the Index and/or Index trade mark or the Index level at any time or in any other respect. Solactive AG makes no assurance that financial instruments based on the index will accurately track index performance or provide positive investment returns. Solactive AG is not an investment adviser and nothing in this factsheet constitutes a recommendation by Solactive AG to invest capital in financial instruments nor does it in any way represent an assurance or opinion of Solactive AG with regard to any investment in a financial instrument. Inclusion of a security within an index is not a recommendation by Solactive AG to buy, sell, or hold such security, nor is it considered to be investment advice.

Past performance should not be considered as indication or guarantee of any future results. Charts and graphs are provided for illustrative purposes.

This info service is offered exclusively by Solactive AG, Platz der Einheit 1, D-60327 Frankfurt am Main|E-Mail: [indexing@solactive.com](mailto:indexing@solactive.com)

"Solactive", "Solactive GBS", "German Index Engineering" and the logo  are registered trademarks of Solactive AG.

The information in this document does not constitute tax, legal or investment advice. The factsheet is proprietary to Solactive AG. Its content may not be modified, reproduced, redistributed or stored in a retrieval system in whole or in part without the prior written consent of Solactive AG.